

**CONCORSO PER I TRASFERIMENTI
AD ANNI DI CORSO SUCCESSIVI AL PRIMO
A.A. 2024/2025**

Prove orali

19 settembre 2024

UNIVERSITA' CAMPUS BIO-MEDICO DI ROMA
Via Álvaro del Portillo, 21 - 00128 Roma - Italia
www.unicampus.it



**UNIVERSITA'
CAMPUS
BIO-MEDICO
DI ROMA**

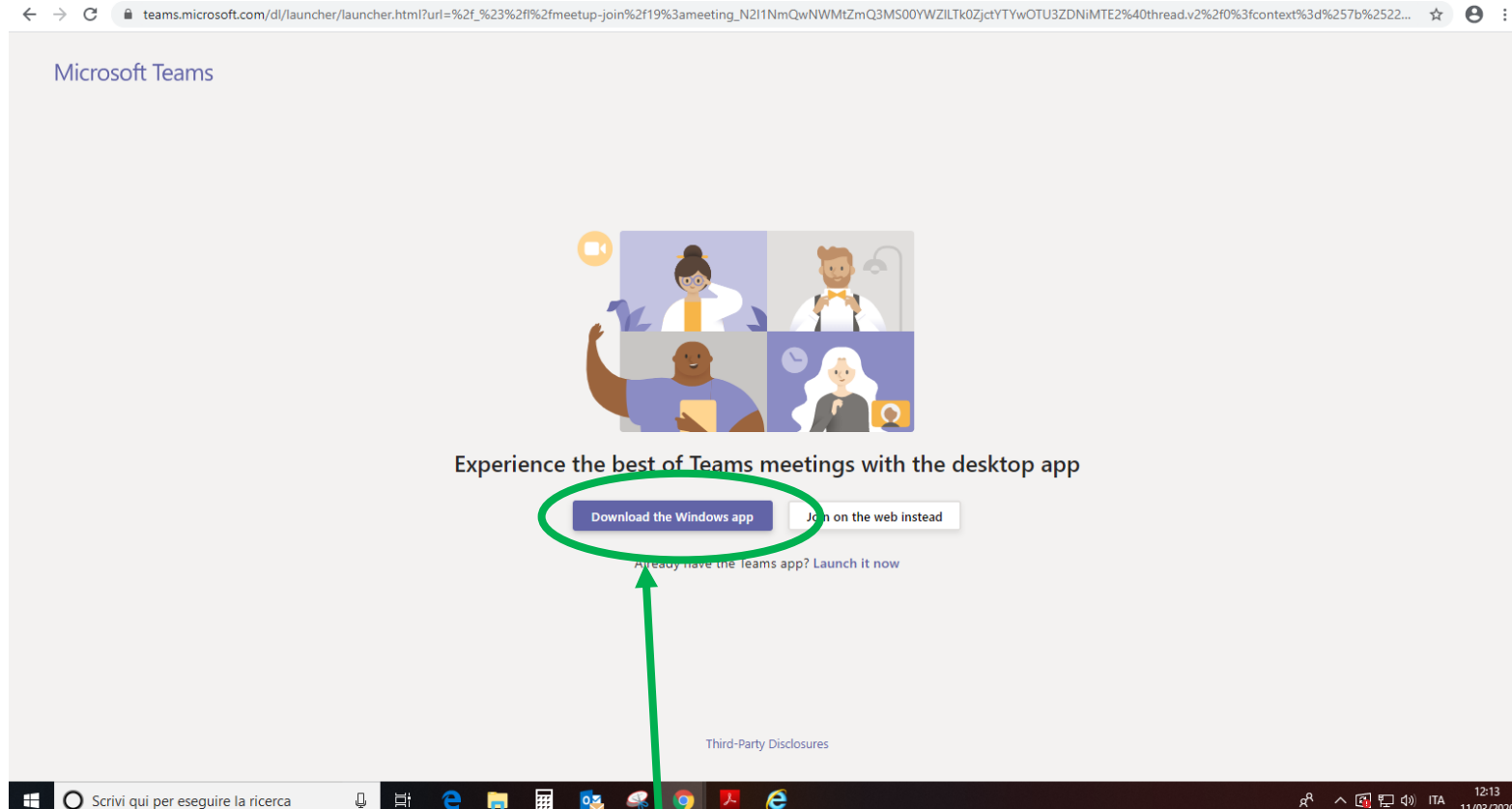
How to connect to Microsoft Teams

(Please find a brief guideline below)

- Use a computer equipped with microphone and camera (external or integrated)
- If possible, connect your PC to an Ethernet cable (not Wi-Fi) to avoid loss of connection during the meeting
- Connect to Microsoft Teams using the link provided by email and follow the instructions below



1. From your PC click [here](https://teams.microsoft.com/l/meetup-join/19%3ameeting_N2I1NmQwNWMtZmQ3MS00YWZlTk0ZjctYTYwOTU3ZDNIITE2%40thread.v2/0?context=%7b%22id%22%3a%226008a466-8746-4d57-b5df-1425d8c85cf5%22%2c%22oid%22%3a%221b30cfe2-24bf-447b-badd-2dd6b92515d4%22%7d) (extended link: https://teams.microsoft.com/l/meetup-join/19%3ameeting_N2I1NmQwNWMtZmQ3MS00YWZlTk0ZjctYTYwOTU3ZDNIITE2%40thread.v2/0?context=%7b%22id%22%3a%226008a466-8746-4d57-b5df-1425d8c85cf5%22%2c%22oid%22%3a%221b30cfe2-24bf-447b-badd-2dd6b92515d4%22%7d). The following screen will appear:



2. Click the button “**Download the Windows app**”

3. Please wait until the application is downloaded

The screenshot shows a web browser window displaying the Microsoft Teams meeting page. The URL in the address bar is `teams.microsoft.com/dl/launcher/launcher.html?url=%2f_%23%2f%2fmeetup-join%2f19%3ameeting_N2i1NmQwNWMtZmQ3MS00YWZILtK0ZjctYTYwOTU3ZDNiMTE2%40thread.v2%2f0%3fcontext%3d%257b%2522...`. The page content includes the Microsoft Teams logo, a grid of four avatars, and the text "Having trouble?". Below this, there is a button "Join on the web instead" and links for "Already have the Teams app? Launch it now" and "Having other problems? Get more help". A blue callout box on the left says "Install Teams after it downloads. When you open the app, you'll join the meeting automatically." At the bottom, a download progress bar shows "Teams_windows_x...exe" with a size of "59.8/95.3 MB" and "5 secs left". A green arrow points from the callout box to the download bar. The Windows taskbar at the bottom shows various application icons and the system tray with the date "11/03/2020" and time "12:13".



4. After the application has been downloaded, please wait for the **Installing of Microsoft Teams**

Microsoft Teams

Installing Microsoft Teams ...

To join the meeting, try calling the phone number in the invite or downloading the app again.

[Join on the web instead](#)

Already have the Teams app? [Launch it now](#)
Having other problems? [Get more help](#)

Install Teams after it downloads.
When you open the app, you'll join the meeting automatically.

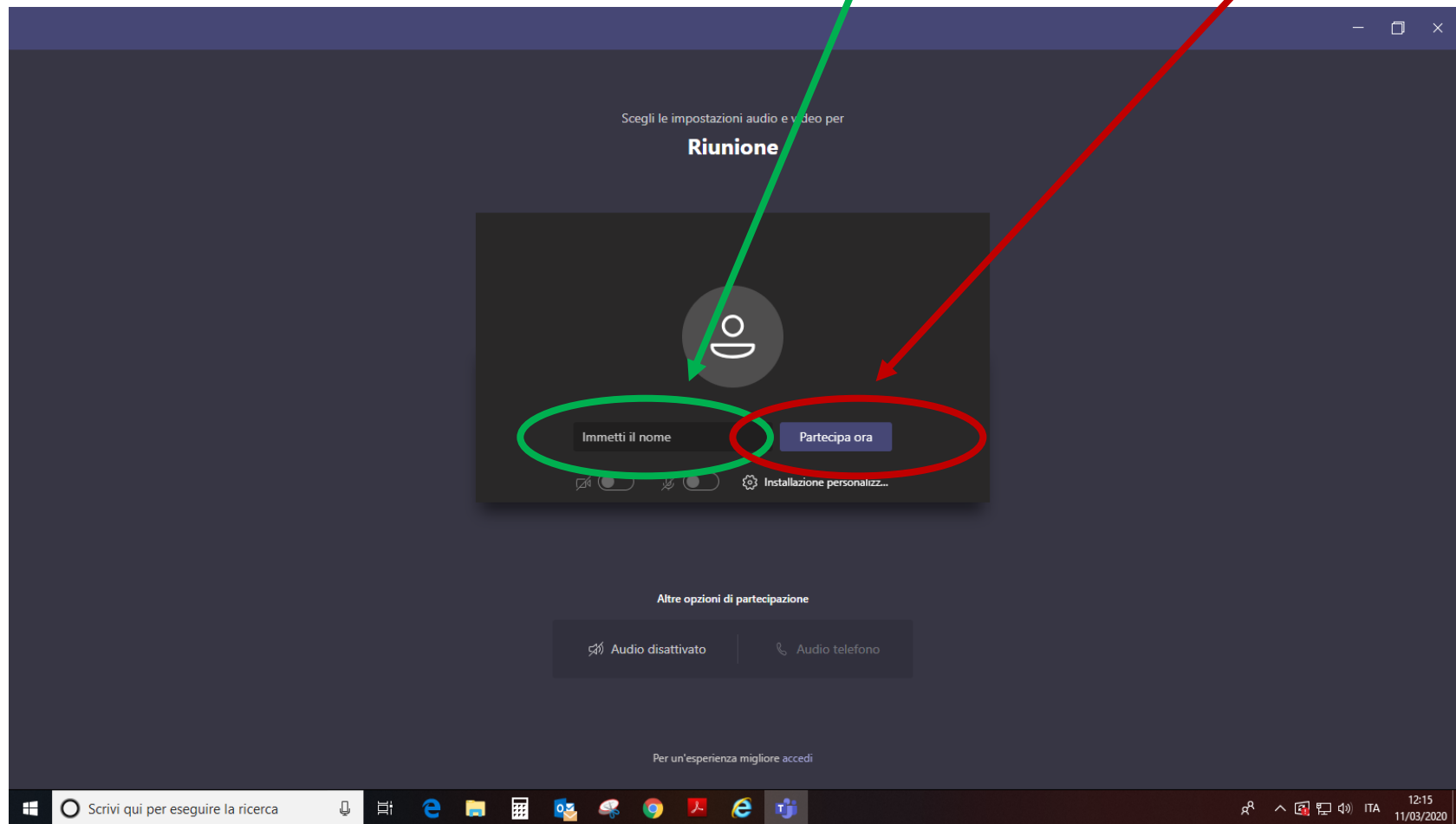
Third-Party Disclosures

Scrive qui per eseguire la ricerca

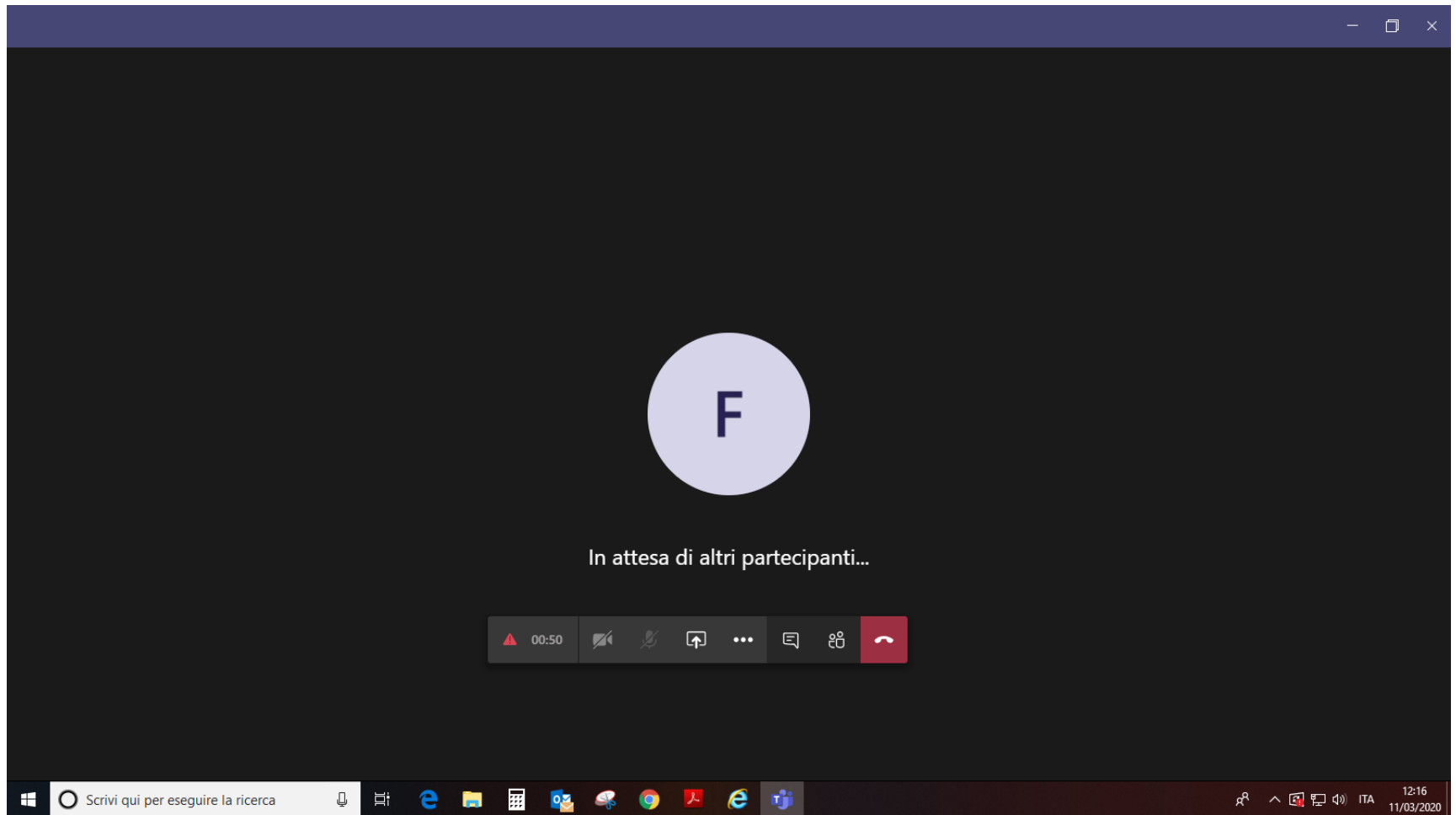
12:14
11/03/2020



5. After Microsoft Teams has been installed, please **enter your name** and click on **“Partecipa ora”**



6. The following screen will appear. Please wait until the facilitator starts the interview



Buona fortuna!

